

Spin 1/2 Particles:

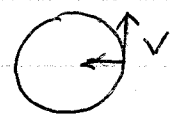
Review of magnetic moments:

$$U = - \vec{M} \cdot \vec{B}$$

M = magnetic moment
= I · A

(orbital magnetic moment)

Example:



B out
F = q $\vec{v} \times \vec{B}$
q = -e

$$I = \frac{\text{charge}}{\text{time}} = \frac{e}{T} \leftarrow \text{period } \mathcal{D}$$

$$\vec{M} = \frac{e}{T} \pi R^2 \text{ into page}$$

$$\vec{L} = (mv)R \text{ out of page}$$

$$= m \frac{2\pi R^2}{T} = 2m \frac{\pi R^2}{T}$$

$$\vec{M} = \frac{-e}{2m} \vec{L}$$

γ = gyromagnetic ratio
For e & m_e, $\gamma \hbar = \mu_B = \text{Bohr magneton.}$

$$\vec{F} = -\nabla U = \nabla \vec{M} \cdot \vec{B}$$

$$\text{Torque} = \vec{M} \times \vec{B} = \frac{d\vec{L}}{dt}$$

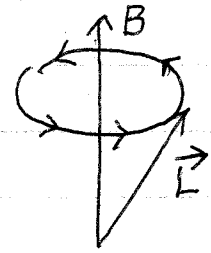
$$e = 1.6 \times 10^{-19} \text{ C}$$

$$\hbar = 1.05 \times 10^{-34} \text{ J}\cdot\text{s}$$

$$m_e = 9.11 \times 10^{-31} \text{ kg}$$

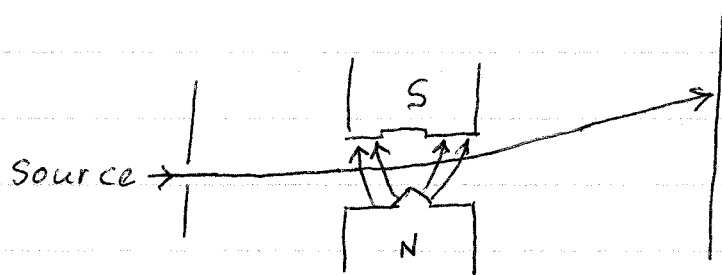
$$\rightarrow \mu_B = \frac{e\hbar}{2m_e} \approx 9.27 \times 10^{-24} \text{ A}\cdot\text{m}^2$$

$$\rightarrow \frac{d\vec{L}}{dt} = \gamma \vec{L} \times \vec{B}$$



since $\frac{d\vec{L} \cdot \vec{B}}{dt} = 0$

Stern-Gerlach experiment:



$$\vec{F} = \nabla(\vec{M} \cdot \vec{B}) \approx \nabla(M_z B_z) \approx M_z \nabla B_z$$

Classically, $-|M| \leq M_z \leq |M|$.

In experiment see 2 spots for electrons.

Intrinsic angular momentum or spin:

$$S_z |+\rangle = \frac{\hbar}{2} |+\rangle$$

$$\vec{M} = g \left(\frac{-e}{2m} \right) \vec{S} ; g \approx 2$$

$$S_z |-\rangle = -\frac{\hbar}{2} |-\rangle$$

$$U = g \left(\frac{e}{2m} \right) \vec{S} \cdot \vec{B} = g \left(\frac{e\hbar}{2m} \right) \frac{\vec{\sigma}}{2} \cdot \vec{B}$$

\uparrow μ_B

$$\text{In } |+\rangle, |-\rangle \text{ basis, } S_z = \begin{pmatrix} \langle + | S_z | + \rangle & \langle + | S_z | - \rangle \\ \langle - | S_z | + \rangle & \langle - | S_z | - \rangle \end{pmatrix} = \frac{\hbar}{2} \begin{pmatrix} 1 & 0 \\ 0 & -1 \end{pmatrix} = \frac{\hbar}{2} \sigma_z$$

Similarly, $S_x = \frac{\hbar}{2} \sigma_x$ & $S_y = \frac{\hbar}{2} \sigma_y$.

General direction:

$$\hat{n} = \sin\theta \cos\varphi \hat{x} + \sin\theta \sin\varphi \hat{y} + \cos\theta \hat{z}$$

$$\hat{n} \cdot \vec{S} = \sin\theta \cos\varphi S_x + \sin\theta \sin\varphi S_y + \cos\theta S_z$$

$$\begin{array}{ccc} \uparrow & \uparrow & \uparrow \\ \frac{\hbar}{2} \begin{pmatrix} 0 & 1 \\ 1 & 0 \end{pmatrix} & \frac{\hbar}{2} \begin{pmatrix} 0 & -i \\ i & 0 \end{pmatrix} & \frac{\hbar}{2} \begin{pmatrix} 1 & 0 \\ 0 & -1 \end{pmatrix} \end{array}$$

$$= \frac{\hbar}{2} \begin{pmatrix} \cos\theta & \sin\theta e^{-i\varphi} \\ \sin\theta e^{i\varphi} & -\cos\theta \end{pmatrix}$$

Eigenvectors:

$$S_x: |\pm\rangle_x = \frac{1}{\sqrt{2}} (|+\rangle \pm |-\rangle)$$

$$S_y: |\pm\rangle_y = \frac{1}{\sqrt{2}} (|+\rangle \pm i|-\rangle)$$

$$S_z: |\pm\rangle$$

$$\hat{n} \cdot \vec{S}: \begin{vmatrix} \cos\theta - \lambda & \sin\theta e^{-i\varphi} \\ \sin\theta e^{i\varphi} & -\cos\theta - \lambda \end{vmatrix} = 0$$

$$\rightarrow -(\cos^2\theta - \lambda^2) - \sin^2\theta = 0 \rightarrow \lambda = \pm 1$$

$$+ \text{case: } \begin{pmatrix} \cos\theta - 1 & \sin\theta e^{-i\varphi} \\ \sin\theta e^{i\varphi} & -\cos\theta - 1 \end{pmatrix} \begin{pmatrix} c_1 \\ c_2 \end{pmatrix} = 0 \rightarrow \begin{pmatrix} c_1 \\ c_2 \end{pmatrix} \propto \begin{pmatrix} 1 + \cos\theta \\ \sin\theta e^{i\varphi} \end{pmatrix}$$

$$\begin{aligned}\cos \theta &= \cos^2\left(\frac{\theta}{2}\right) - \sin^2\left(\frac{\theta}{2}\right) = 2 - 2\sin^2\left(\frac{\theta}{2}\right) \\ &= 2\cos^2\left(\frac{\theta}{2}\right) - 1 \rightarrow 2\cos^2\left(\frac{\theta}{2}\right) = \cos \theta + 1 \\ &= 1 - 2\sin^2\left(\frac{\theta}{2}\right) \rightarrow 2\sin^2\left(\frac{\theta}{2}\right) = 1 - \cos \theta\end{aligned}$$

$$\sin \theta = 2 \sin\left(\frac{\theta}{2}\right) \cos\left(\frac{\theta}{2}\right)$$

$$\rightarrow \begin{pmatrix} c_1 \\ c_2 \end{pmatrix} \propto \begin{pmatrix} 2\cos^2\left(\frac{\theta}{2}\right) \\ 2\cos\left(\frac{\theta}{2}\right)\sin\left(\frac{\theta}{2}\right)e^{i\varphi} \end{pmatrix}$$

$$\propto \begin{pmatrix} \cos\left(\frac{\theta}{2}\right) \\ \sin\left(\frac{\theta}{2}\right)e^{i\varphi} \end{pmatrix}$$

$$\propto \begin{pmatrix} \cos\left(\frac{\theta}{2}\right)e^{-i\varphi/2} \\ \sin\left(\frac{\theta}{2}\right)e^{i\varphi/2} \end{pmatrix} \equiv |+\rangle_{\hat{n}} = \cos\left(\frac{\theta}{2}\right)e^{-i\varphi/2}|+\rangle + \sin\left(\frac{\theta}{2}\right)e^{i\varphi/2}|-\rangle$$

$$\text{— case: } \begin{pmatrix} \cos \theta + 1 & \sin \theta e^{-i\varphi} \\ \sin \theta e^{i\varphi} & -\cos \theta + 1 \end{pmatrix} \begin{pmatrix} c_1 \\ c_2 \end{pmatrix} = 0 \rightarrow \begin{pmatrix} c_1 \\ c_2 \end{pmatrix} \propto \begin{pmatrix} -\sin \theta e^{-i\varphi} \\ 1 + \cos \theta \end{pmatrix}$$

$$\rightarrow \begin{pmatrix} c_1 \\ c_2 \end{pmatrix} \propto \begin{pmatrix} -2\sin\left(\frac{\theta}{2}\right)\cos\left(\frac{\theta}{2}\right)e^{-i\varphi} \\ 2\cos^2\left(\frac{\theta}{2}\right) \end{pmatrix}$$

$$\propto \begin{pmatrix} -\sin\left(\frac{\theta}{2}\right)e^{-i\varphi/2} \\ \cos\left(\frac{\theta}{2}\right)e^{i\varphi/2} \end{pmatrix} \equiv |-\rangle_{\hat{n}} = -\sin\left(\frac{\theta}{2}\right)e^{-i\varphi/2}|+\rangle + \cos\left(\frac{\theta}{2}\right)e^{i\varphi/2}|-\rangle$$